

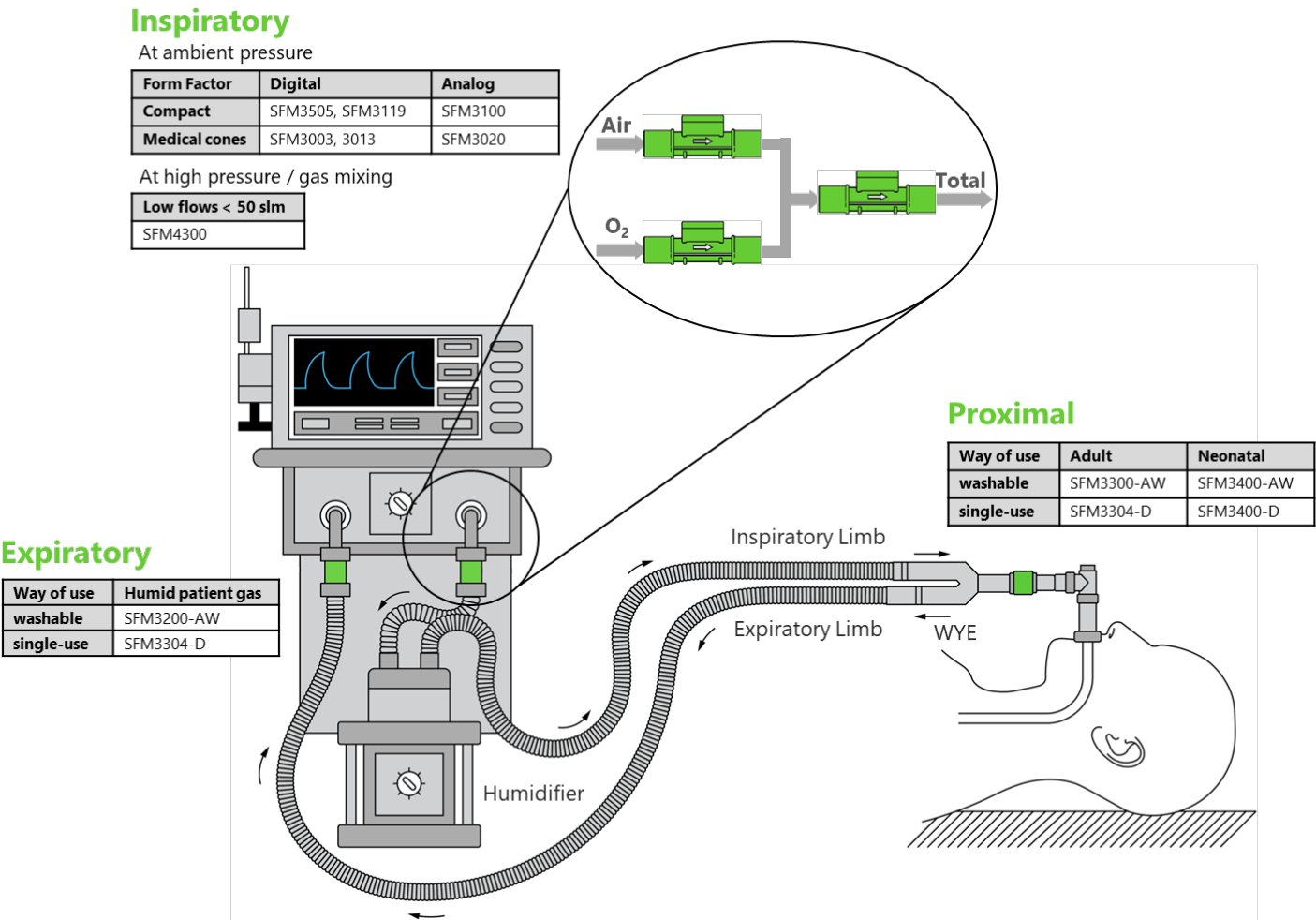
Selection guide for Sensirion gas flow sensors

Finding the right flow sensor (SFM) for your medical ventilation or high flow device.

Our flow sensor portfolio offers a comprehensive range of gas flow sensors optimized for medical applications. The SFM product range is specifically engineered for medical ventilation, addresses all relevant flow monitoring requirements and is organized in three families, depending on the position of the sensor in the ventilation system:

- 1. Inspiratory
- 2. Expiratory
- 3. Proximal

The figure below provides a first guideline to select a suitable sensor depending on the beforementioned position in the application.



In addition, some sensors offer unique features and characteristics that may be considered during sensor selection. These features are summarized in the following while the table on page 4-6 provides a comprehensive overview.

1. Inspiratory flow sensors

Our inspiratory flow sensors are typically used inside the ventilator to measure the individual air/O₂/heliox gas lines as well as the total flow of the mixed gas before delivery to the patient.

- Selection based on operating gage pressure¹
 - Up to 6 bar → SFM4300
 - Up to 1 bar → SFM3013
 - Up to 650 mbar → SFM3505
 - Lower operating overpressure: SFM3505, SFM3003 family, SFM3119.
- Consider the following criteria according to your requirements to identify the most suitable sensor in the table on page 4:
 - Form factor and size
 - Mechanical connection
 - Measured gases
 - Flow range and range of best performance
 - Pressure drop across the sensor
 - Analog or digital output
 - Special features like gas NTC temperature sensor etc.

If you identify more than one sensor option, it is recommended to evaluate the sensor(s) in your device as the specific device design can influence the measurement.

2. Proximal flow sensors

Gas flow sensors specifically designed to monitor flow in close proximity to the patient, where the following main challenges have been resolved by our portfolio:

- **High humidity and condensation**
All our proximal sensors are capable to measure saturated gas/air and feature a heater to prevent condensation at the sensor's chip, therefore ensuring continued accuracy.
- **Contamination**
We offer both single-use and washable sensors.
- **Sensor handling by medical personnel**
All our proximal sensors feature a mechanical interface allowing a clip-on connection, easy to disconnect and reconnect.
- **Inspiration and expiration flow**
All our proximal sensors allow bi-directional flow sensing.
- **Individual sensor packaging for single-use sensors**
Individual sensors are protected against contamination from their production until their use by caregivers. Quality control is improved, supply chain management is simplified, and a customized label brings all needed information to the users.

The selection of the right sensor is based on two main criteria

- Patient group: neonates or adults/pediatric
- Use in clinical setting: single use/disposable or washable

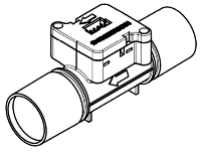
¹ Gage pressure describes the pressure difference between the gas pressure in the tubes / flow sensor and the ambient pressure

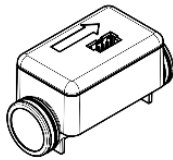
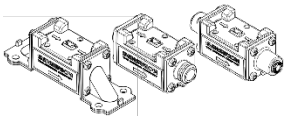
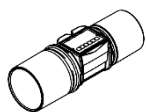
3. Expiratory flow sensors


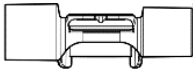
SFM3200-AW has been specifically designed for the expiratory position with a minimized pressure drop, washability, a heater and the capability to measure vapor-saturated gas/air.

Alternative options

- Proximal sensors can be used further from the patient in expiratory position, in case a disposable option is preferred.
- Inspiratory sensors can be placed in the expiratory position if measures are taken against contamination (like HMF filters) and condensation (water traps). Inspiratory sensors are not designed to be cleaned or disinfected and require non-condensing operating conditions.

Form factor	Sensor	Measured gases	Flow range [slm]	Pressure drop @flow[slm]	Typ. accuracy [%m.v.] @flow[slm]	Recommended supply voltage (allowed)	Special features
Inspiratory flow sensors							
Medical cones 22mm (ISO5356) 	<u>SFM3003-CL</u>		-30 to +300	@60: 80Pa @200: 500Pa	@200: ±2%	3.3V (2.7 - 5.5V)	• Low pressure drop
	<u>SFM3003-CE</u>		-150 to +300	@60: 100Pa @200: 600Pa	@200: ±2.5%	3.3V (2.7 - 5.5V)	• Extended negative flow range
	<u>SFM3003-CET</u>	• Air • O ₂	-150 to +300	@60: 100Pa @200: 600Pa	@200: ±2.5%	3.3V (2.7 - 5.5V)	• Extended negative flow range • NTC temperature sensor in gas path
	<u>SFM3013-CL</u>	• Air/O ₂ mixtures	-30 to +300	@60: 80Pa @200: 500Pa	@200: ±2%	3.3V (2.7 - 5.5V)	• Low pressure drop • Higher pressure resistance up to 1bar gauge
	<u>SFM3013-CLM</u>		Air/O ₂ : -30 to +300 HeliOx : -30 to +200	@60: 80Pa @200: 500Pa	@200: ±2% Heliox: ±4.5%	3.3V (2.7 - 5.5V)	• Higher pressure resistance up to 1bar gauge • Additional HeliOx calibration
	<u>SFM3020</u>	• Air • O ₂ , Air/O ₂ mixtures: formula provided	-10 to +160	@60: 80Pa @200: 500Pa	@160: ±2%	5V	• Analog output 0.5 – 4.5V

Form factor	Sensor	Measured gases	Flow range [slm]	Pressure drop @flow[slm]	Typ. accuracy [%m.v.] @flow[slm]	Recommended supply voltage (allowed)	Special features
Compact 	<u>SFM3100-VC</u> NRND	<ul style="list-style-type: none"> Air O₂ Air/O₂ mixtures: formula provided 	-24 to +240	@60: 300Pa @200: 1600Pa	@60: 2.5%	5V (4.75 - 5.25V)	<ul style="list-style-type: none"> See successor SFM3505 (digital) NTC temperature sensor in gas path Analog output 0.095 – 2.45V
	<u>SFM3119</u>	<ul style="list-style-type: none"> Air O₂ Air/ O₂ mixtures 	-10 to +240	@60: 200Pa @200: 1600Pa	@100: 2%	3.3V (2.7 - 5.5V)	<ul style="list-style-type: none"> Digital output See successor SFM3505
	<u>SFM3505</u>	<ul style="list-style-type: none"> Air O₂ Air/ O₂ mixtures: formula provided 	-150 to +300	@60: 85Pa @200: 750Pa	@full flow range: 2.3% (3505-300) 1.5% (300-X)	3.3V (3.2 - 3.4V)	<ul style="list-style-type: none"> Upcoming in Q4 2025 Available in two performance versions regular (3505-300) and high accuracy (3505-300-X) and for CO₂ flow (3505-70-CO₂)
O-ring / Push-in Legris / Down-mount 	<u>SFM4300</u>	<ul style="list-style-type: none"> Air O₂ CO₂ N₂O Mixtures 	0 to 20 0 to 50	@20: 2500Pa @50: 10000Pa	@20: 2% @50: 4%	3.3V (3.0 - 5.5V)	<ul style="list-style-type: none"> Air, O₂, CO₂, N₂O and mixtures up to 20slm Air, O₂ and mixtures up to 50slm High resolution 0.4sccm for 20slm ranges Operating pressures up to 7 bar
Expiratory flow sensors							
Medical cones 22mm (ISO5356-1) 	<u>SFM3200-AW</u>	<ul style="list-style-type: none"> Air O₂ Air/ O₂ mixtures: formula provided 	-100 to +250	@60: 100Pa @200: 750Pa	@100: 3%	5V	<ul style="list-style-type: none"> Bidirectional Autoclavable & cleanable Integrated heater to prevent condensation

Form factor	Sensor	Measured gases	Flow range [slm]	Pressure drop @flow[slm]	Typ. accuracy [%m.v.] @flow[slm]	Recommended supply voltage (allowed)	Special features
Proximal flow sensors							
Medical cones 22mm (ISO5356-1) 	<u>SFM3300-D</u>	<ul style="list-style-type: none"> Air O₂ Air/ O₂ mixtures: formula provided 	-250 to +250	@60: 180Pa @200: 1400Pa	@100: 3%	5V	<ul style="list-style-type: none"> See successor SFM3304-D Suitable for adults and children Single-use Integrated heater to prevent condensation Available in catalog distribution
	<u>SFM3300-AW</u>	<ul style="list-style-type: none"> Air O₂ Air/ O₂ mixtures: formula provided 	-250 to +250	@60: 180Pa @200: 1400Pa	@100: 3%	5V	<ul style="list-style-type: none"> Suitable for adults and children Autoclavable & cleanable Integrated heater to prevent condensation
	<u>SFM3304-D</u>	<ul style="list-style-type: none"> Air O₂ Air/ O₂ mixtures: formula provided 	-250 to +250	@60: 100Pa @200: 1150Pa	@100: 3%	3.3V (3.15 - 3.45V)	<ul style="list-style-type: none"> Improved independence to inlet conditions Suitable for adults and children Single-use Integrated heater to prevent condensation Includes individual sensor packaging
15mm (ISO5356-1) 	<u>SFM3400-D</u>	<ul style="list-style-type: none"> Air O₂ Air/ O₂ mixtures: formula provided 	-33 to + 33	@5: 100Pa @25: 900Pa	@33: 3%	5V	<ul style="list-style-type: none"> Suitable for neonates Single-use Integrated heater to prevent condensation
	<u>SFM3400-AW</u>	<ul style="list-style-type: none"> Air O₂ Air/ O₂ mixtures: formula provided 	-33 to + 33	@5: 100Pa @25: 900Pa	@33: 3%	5V	<ul style="list-style-type: none"> Suitable for neonates Autoclavable & cleanable Integrated heater to prevent condensation

Revision history

Date	Version	Pages	Changes
July 2024	1.0	all	First version
May 2025	1.1	1, 2, 4	Delete EOL product SFM4200
June 2025	1.2	5	Include upcoming product SFM3505
July 2025	1.3	all	added SFM3505 in figure & text, removed SFM3200, SFM3019, greyed out SFM3100, SFM3119 in table